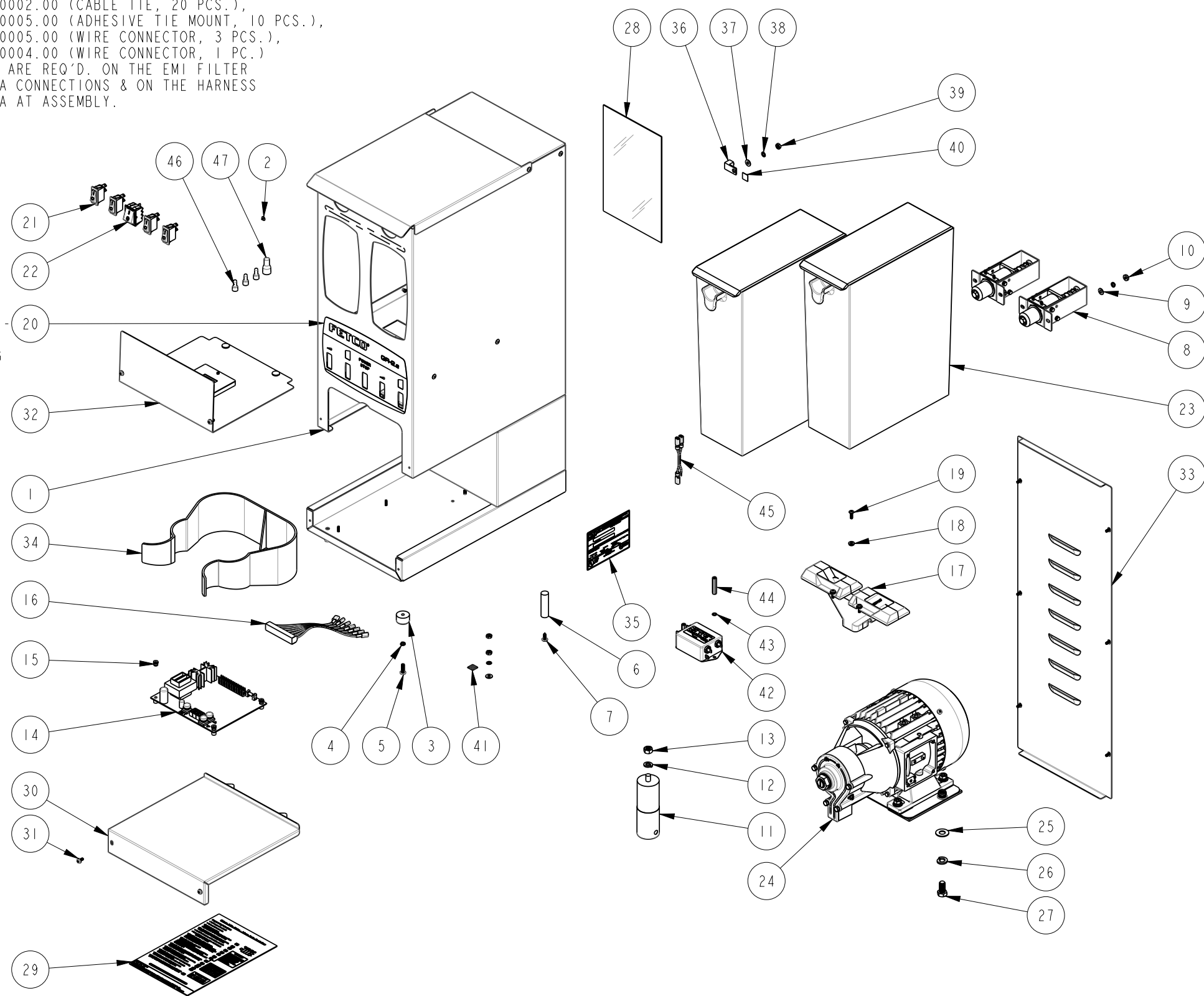


NOTES:

- DRAWING TO BE INTERPRETED IN ACCORDANCE WITH THE CURRENT REVISION OF ASME Y14.5M.
- TSI TO BE INTERPRETED AS THEORETICAL SHARP INTERSECTION
- PARTS SHALL BE FREE OF ALL CONTAMINANTS INCLUDING GREASE, DIRT, MACHINING OIL AND OTHER CONTAMINANTS.
- PARTS SHALL BE PACKAGED IN A MANNER TO PREVENT SCRATCHING, BOWING OR OTHER DAMAGE DURING SHIPMENT.
- MISCELLANEOUS ADDED ITEMS, AS REQ'D.:
 - APPLY P/N 1022.00032.00 (SLEEVE), P/N 1066.00002.00 (CABLE TIE, 20 PCS.), P/N 1029.00005.00 (ADHESIVE TIE MOUNT, 10 PCS.), P/N 1064.00005.00 (WIRE CONNECTOR, 3 PCS.), P/N 1064.00004.00 (WIRE CONNECTOR, 1 PC.)
 - ALL PIECES ARE REQ'D. ON THE EMI FILTER WIRING AREA CONNECTIONS & ON THE HARNESS WIRING AREA AT ASSEMBLY.

SEE SHT. 2 -- FOR OVERLAY HOLE CUTTING INFORMATION



REVISIONS

REV	DATE	ECO NO	DESCRIPTION	BY:	A
A	01/26/2017	N/A	ORIGINAL	E.FORONDA	

47	1	1064.00032.00	CRIMP CONN., PRE-INSULATED, NC-8
46	3	1064.00030.00	CRIMP CONNECTOR, PRE-INSULATED, 22-14 AWG WIRE RANGE
45	1	1402.00096.00	HARNESS, GR-1/GR-2, CE VERSION ADDITION
44	2	1081.00061.00	STANDOFF, 1/4 HEX x 1 1/4 LG., #6-32 THREAD
43	2	1083.00009.00	WASHER, #6 SCREW, INTL TOOTH LOCKWASHER
42	1	1052.00051.00	EMI FILTER, 10A, 120/250VAC, 50/60Hz
41	1	1044.00012.00	LABEL GROUND, CE
40	1	1044.00013.00	LABEL EQUIPOTENTIALITY, CE
39	3	1084.00006.00	NUT, 8-32 18-8 HEX MACHINE SCREW
38	2	1083.00011.00	WASHER, #8 SCREW SIZE, INTERNAL TOOTH LOCK
37	2	1083.00016.00	WASHER, #8 SCREW SIZE, FLAT
36	1	1065.00009.00	GROUND LUG CONNECTOR, 14-2 AWG, ALUMINUM
35	1	1043.00036.00	TEMPLATE, SN LABEL, FETCO PRODUCTS
34	1	1023.00041.00	HOLDER, BREW BASKET, GR-1/2
33	1	1001.00035.00	COVER, REAR, GR-2
32	1	1102.00023.00	COVER, GRINDER SERVICE ASSEMBLY, W/O RAILS
31	10	1082.00033.00	SCREW, PAN HD PHIL. MACH., W/DUAL ACT WASHER, #6-32x3/8LG.
30	1	1112.00023.00	BASE COVER WELDMNT, GR/GRF
29	1	1046.00009.00	LABEL "GR PROGRAMMING"
28	1	1401.00131.00	WIRING DIAGRAM, GR-2, CE
27	2	1082.00032.00	SCREW, 3/8"-16 X 3/4" LG, HEX HEAD CAP
26	2	1083.00020.00	WASHER, 3/8" SCREW SIZE, SPRING LOCK
25	2	1083.00022.00	WASHER, 3/8" SCREW SIZE, FLAT
24	1	1102.00185.00	GRINDING MOTOR AND PLATE ASSY, 230V/50Hz
23	2	1102.00033.00	HOPPER, ASSEMBLY, GRF-2.3
22	1	1058.00052.00	POWER SWITCH, DPST, 10A/250VAC, GREEN
21	4	1058.00007.00	SWITCH, START ROCKER, MOMENTARY, 250VAC
20	1	1045.00009.00	OVERLAY, GR-2.2 (OVAL)
19	4	1082.00017.00	SCREW, TRUSS HD. PHIL. MACHINE, # 6-32 X 1/2 LG.
18	4	1083.00010.00	WASHER, #10 SCREW W/NEOPRENE-BONDED SEAL
17	2	1023.00044.00	MANIFOLD, GR-2
16	1	1402.00010.00	ELECTRICAL HARNESS, GR 2.3
15	4	1029.00006.00	NUT, FINGER, #4-40 NYLON
14	1	1108.00029.00	ASSY. BOARD, CONTROL & SOFT. GR-1/2, 200-240VAC
13	1	1084.00018.00	NUT, HEX, M8 SCREW SIZE
12	1	1083.00025.00	WASHER, M8 SCREW SIZE, SPRING LOCK
11	1	1067.00002.00	CAPACITOR, 230VAC VERSION, 12.5uF, 450VAC, 50-60Hz
10	4	1084.00014.00	NUT, HEX, #10-32, MACHINE SCREW
9	4	1083.00026.00	WASHER, #10 SCREW SIZE, FLAT
8	2	1102.00304.00	SOLENOID ASSEMBLY, 230VAC, GR-2
7	1	1082.00018.00	SCREW, TRUSS HD. PHIL. SM, #8 X 1/2 LG.
6	1	1021.00005.00	ROD, VIBRATION DAMPENING, GR-2
5	4	1082.00031.00	SCREW, #10-32 X 5/8", PAN HD PHIL, MACHINE
4	8	1083.00019.00	WASHER, #10 SCREW SIZE, SPRING LOCK
3	4	1073.00006.00	FOOT, GRINDER
2	4	1029.00009.00	FASTENER, 9/32" HEAD DIA X .165" LG, PUSH IN
1	1	1111.00083.00	BODY WELDMNT, GR-2, CE VERSION

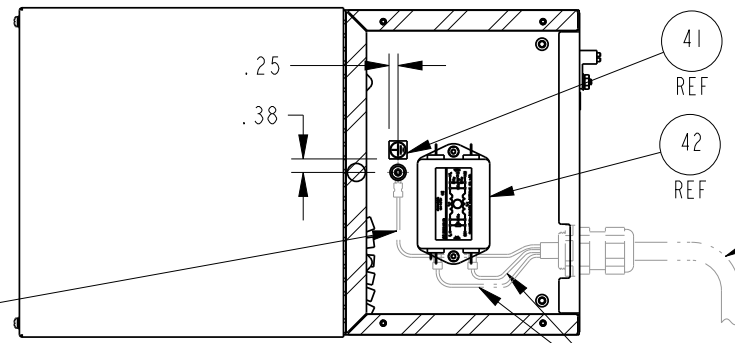
ITEM NO	QTY	PART NO	DESCRIPTION
BILL OF MATERIALS			
TOLERANCES			
UNLESS OTHERWISE SPECIFIED			
ALL DIMENSIONS IN INCHES			
ALL DECIMAL ± .005"			
ANGULAR ± 1/2°			
THIRD-ANGLE			
MATERIAL N/A			
GAUGE N/A			
FINISH N/A			

FETCO FOOD EQUIPMENT TECHNOLOGIES COMPANY
 600 ROSE ROAD, LAKE ZURICH, IL 60047, USA
 PHONE: (800) 338-2699 FAX: (847) 719-3001
 E-MAIL: engineering@fetco.com www.fetco.com

DRAWING NAME: **GRINDER ASS'Y., GR-2.2, 230VAC, CE VERSION**

CREATED BY: E.FORONDA	DATE: 01/26/2017	DRAWING NO.:
DRAWING BY: E.FORONDA	SCALE: 0.125	1101.00337.00
APP'D BY: AG	SHEETS: 1 of 2	REVISION: A

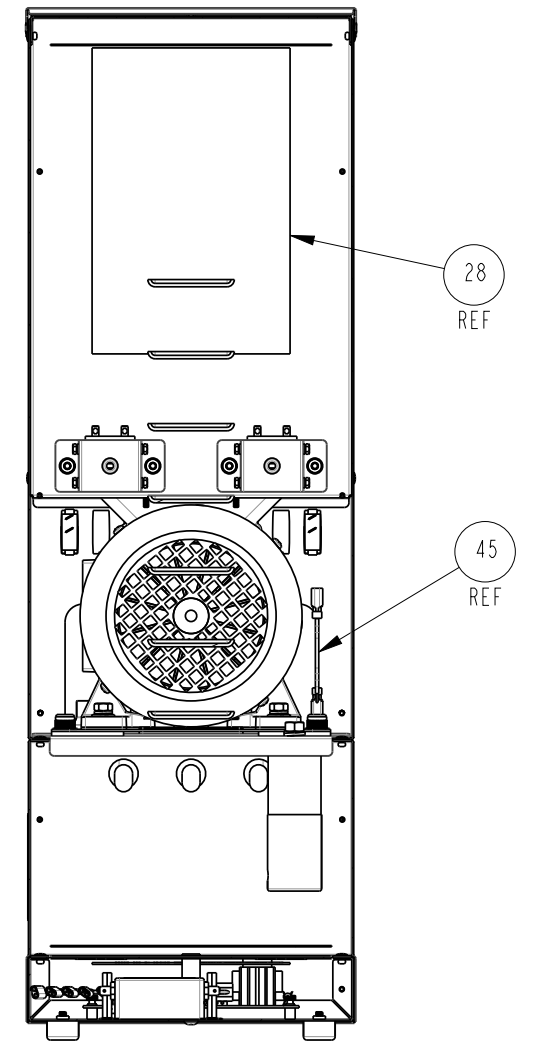

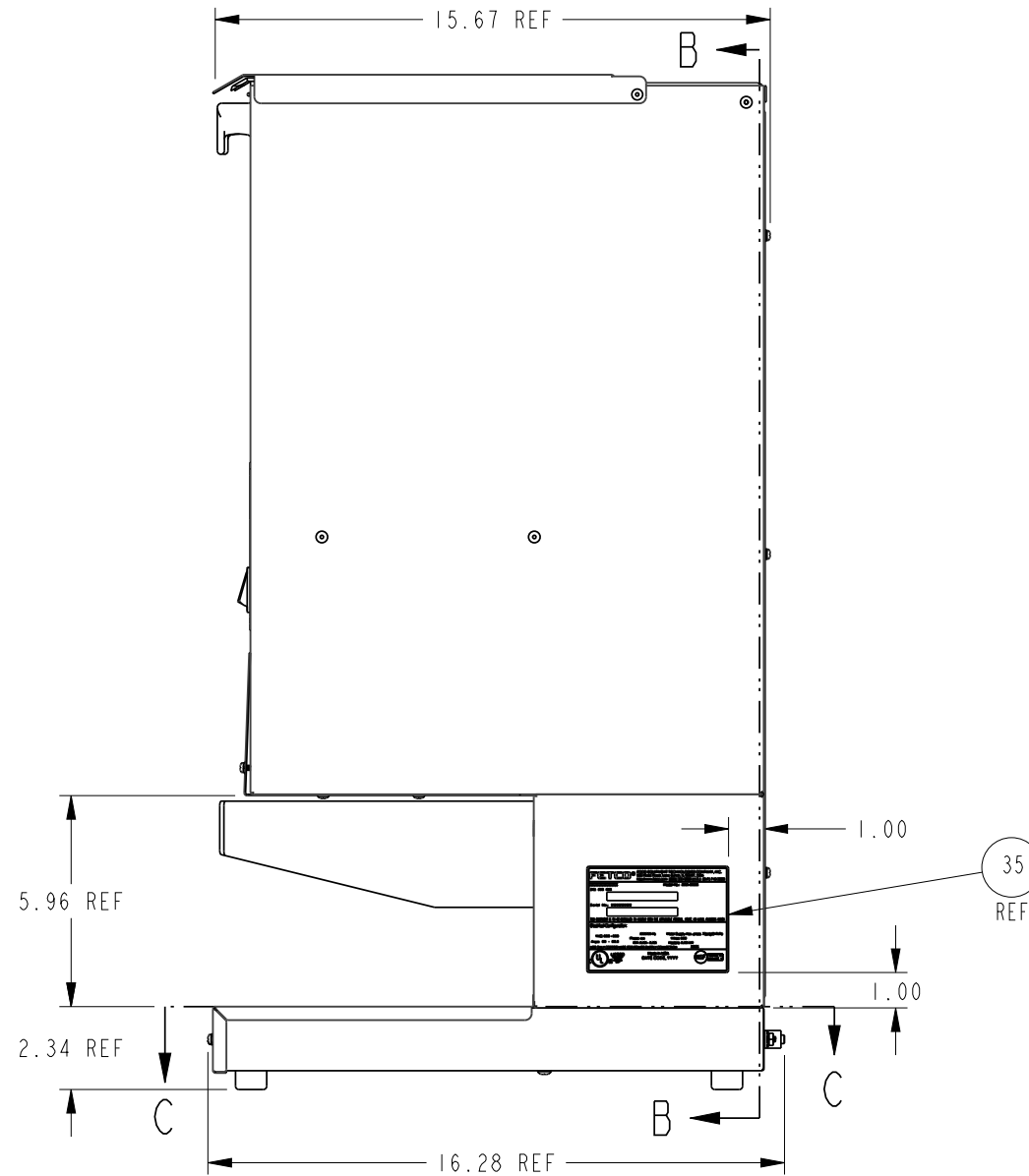
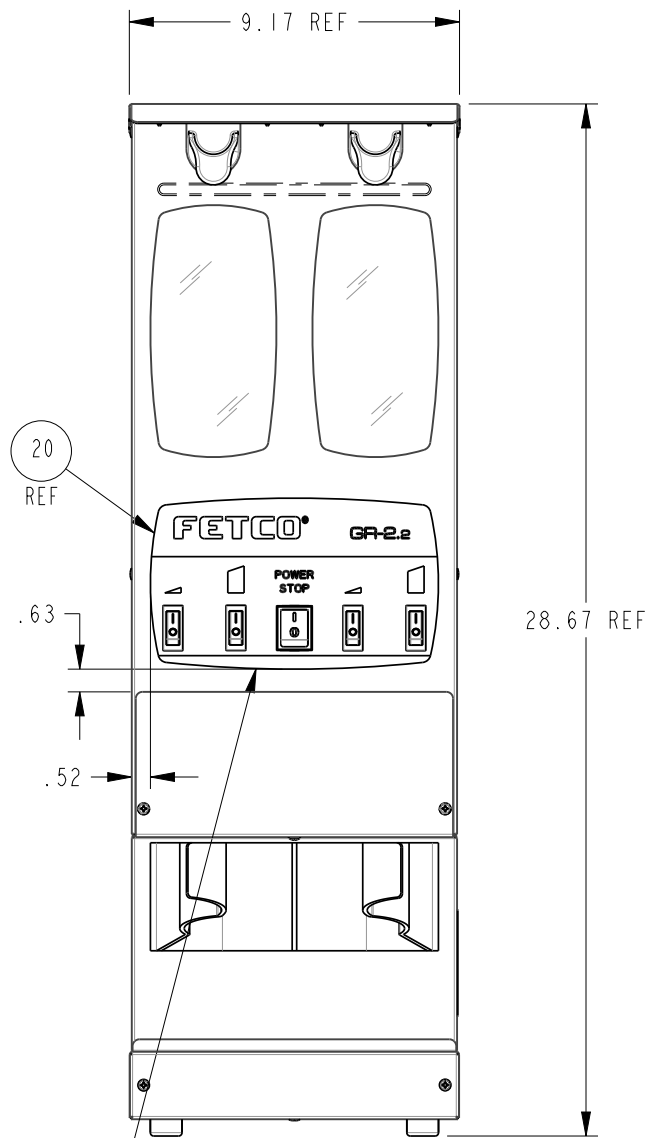
REF.: 8" LG. FROM
POWER CORD GROUND WIRE



REF.: POWER CORD ASS'Y.
(SHOWN FOR PICTORIAL PURPOSES ONLY)

REF.: BROWN & BLUE WIRE
FROM POWER CORD

SECTION C-C



SECTION B-B

AT ASSEMBLY, POSITION OVERLAY
AS SHOWN. ALIGN OVERLAY CUT-OUT
OPENING HOLES, FROM THE SHEET METAL
CUT-OUT HOLES AND ASSEMBLE SWITCHES
AS SHOWN.

POSITION LABELS AS SHOWN

TOLERANCES		FETCO® FOOD EQUIPMENT TECHNOLOGIES COMPANY	
UNLESS OTHERWISE SPECIFIED		600 ROSE ROAD, LAKE ZURICH, IL 60047, USA PHONE: (800) 338-2699 FAX: (847) 719-3001 E-MAIL: engineering@fetco.com www.fetco.com	
ALL DIMENSIONS IN INCHES		DRAWING NAME: GRINDER ASS'Y., GR-2.2, 230VAC, CE VERSION	
ALL DECIMAL ± .005"	ANGULAR ± 1/2°	CREATED BY: E. FORONDA	DATE 01/26/2017
THIRD-ANGLE		DRAWING BY: E. FORONDA	SCALE 0.188
		APP'D BY: AG	SHEETS 2 of 2
MATERIAL N/A	GAUGE N/A	DRAWING NO. 1101.00337.00	
		REVISION A	
		FINISH N/A	