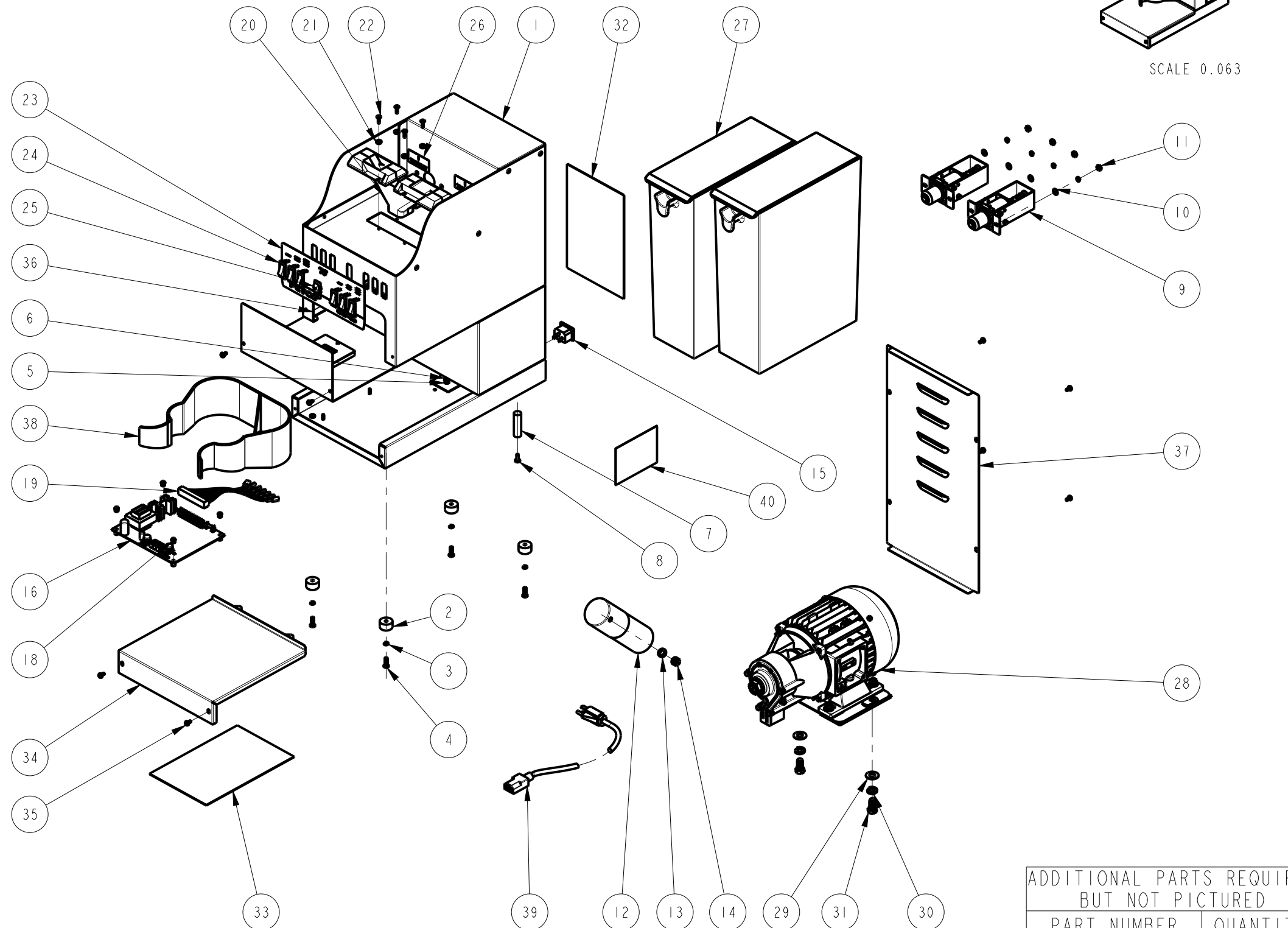


NOTES:

1. DRAWING TO BE INTERPRETED IN ACCORDANCE WITH THE CURRENT REVISION OF ASME Y14.5M.
2. TSI TO BE INTERPRETED AS THEORETICAL SHARP INTERSECTION
3. PARTS SHALL BE FREE OF ALL CONTAMINANTS INCLUDING GREASE, DIRT, MACHINING OIL AND OTHER CONTAMINANTS.
4. PARTS SHALL BE PACKAGED IN A MANNER TO PREVENT SCRATCHING, BOWING OR OTHER DAMAGE DURING SHIPMENT.



ADDITIONAL PARTS REQUIRED BUT NOT PICTURED

PART NUMBER	QUANTITY
1066.00002.00	20
1029.00005.00	10
1064.00005.00	3
1064.00004.00	1

REVISIONS

REV	DATE	ECO NO	DESCRIPTION	BY:	C
A	06/12/2009	N/A	ORIGINAL	DK	
B	12/16/2009	00511	1) MANIFOLD MTG. WASHERS WERE 1083.00024.00 2) ADDED ADDITIONAL PARTS LIST TABLE 3) REVISED VIEW FOR CLARITY; FORMAT WAS "B" SIZE 4) ADDED SHEETS 2-3 FOR CLARITY	DP	
C	10/29/2013	N/A	UPDATE TO STANDARD; REM'D. SHT. 3	E.FORONDA	

40	1	1042.00004.00	LABEL, 4" X 3" SERIAL NUMBER, GR-2.3
39	1	1063.00003.00	CORD, POWER, AMERICAN, 120VAC, 13A, 6FT LONG
38	1	1023.00041.00	HOLDER, BREW BASKET, GR
37	1	1001.00020.00	COVER, REAR, GR-1/GRF-2
36	1	1102.00023.00	COVER, GRINDER SERVICE ASSEMBLY, W/O RAILS
35	8	1082.00033.00	SCREW, # 6-32X3/8", PAN HD PHIL, MACHINE, W/DUAL ACT WASHER
34	1	1112.00023.00	BASE COVER WELDMENT, GR/GRF
33	1	1046.00009.00	LABEL "GR PROGRAMMING"
32	1	1401.00007.00	WIRING DIAGRAM, UNIVERSAL, GR-2
31	2	1082.00032.00	SCREW, 3/8"-16 X 3/4" LG, HEX HEAD CAP
30	2	1083.00020.00	WASHER, 3/8 SCREW SIZE, SPRING LOCK
29	2	1083.00022.00	WASHER, 3/8" SCREW SIZE, FLAT
28	1	1102.00038.00	GRINDING MOTOR AND PLATE ASSY, 120V/60Hz
27	2	1102.00033.00	HOPPER, ASSEMBLY, GRF-2.3
26	2	1046.00010.00	LABEL, "HOPPERS IN PLACE BEFORE GRINDING"
25	1	1058.00006.00	SWITCH, POWER ROCKER RED, ILLUMINATED 120V
24	6	1058.00007.00	SWITCH, START ROCKER, MOMENTARY, 250vac
23	1	1045.00008.00	OVERLAY, GRF-2.3
22	4	1082.00017.00	SCREW, # 6-32 X 1/2" TRUSS HD PHIL., MACHINE
21	4	1083.00010.00	WASHER, #10 SCREW W/NEOPRENE-BONDED SEAL
20	2	1023.00044.00	MANIFOLD GR2
19	1	1402.00010.00	ELECTRICAL HARNESS, GR 2.3
18	4	1029.00006.00	#4-40 NYLON FINGER NUT
17	1	1050.00003.00	SOFTWARE, GRINDERS, V 1.2
16	1	1051.00009.00	BOARD, CONTROL 120VAC, GR
15	1	1065.00003.00	CONNECTOR, POWER INLET, 15A, 250VAC
14	1	1084.00018.00	NUT, HEX, M8 SCREW SIZE
13	1	1083.00025.00	WASHER, M8 SCREW SIZE, SPRING LOCK
12	1	1067.00001.00	CAPACITOR, 120VAC VERSION, 40uF, 450VAC, 50-60Hz
11	4	1084.00014.00	NUT, HEX, #10-32, MACHINE SCREW
10	4	1083.00026.00	WASHER, #10 SCREW SIZE, FLAT
9	2	1102.00034.00	SOLENOID ASSEMBLY, 120VAC, GR-2
8	1	1082.00018.00	SCREW, #8 X 1/2 TRUSS HD PHIL. SHEET METAL
7	1	1021.00005.00	ROD, VIBRATION DAMPENING, GR-2
6	1	1084.00006.00	NUT, 8-32 18-8 HEX MACHINE SCREW
5	1	1083.00011.00	WASHER, #8 SCREW SIZE, INTERNAL TOOTH LOCK
4	4	1082.00031.00	SCREW, #10-32 X 5/8", PAN HD PHIL, MACHINE
3	8	1083.00019.00	WASHER, #10 SCREW SIZE, SPRING LOCK
2	4	1073.00006.00	FOOT, GRINDER
1	1	1111.00007.00	BODY, WELDMENT, GRF-2

ITEM NO QTY PART NO DESCRIPTION

BILL OF MATERIALS

TOLERANCES
UNLESS OTHERWISE SPECIFIED

ALL DIMENSIONS IN INCHES

ALL DECIMAL ± .005"
ANGULAR ± 1/2°

THIRD-ANGLE

MATERIAL N/A

GAUGE N/A

FINISH N/A


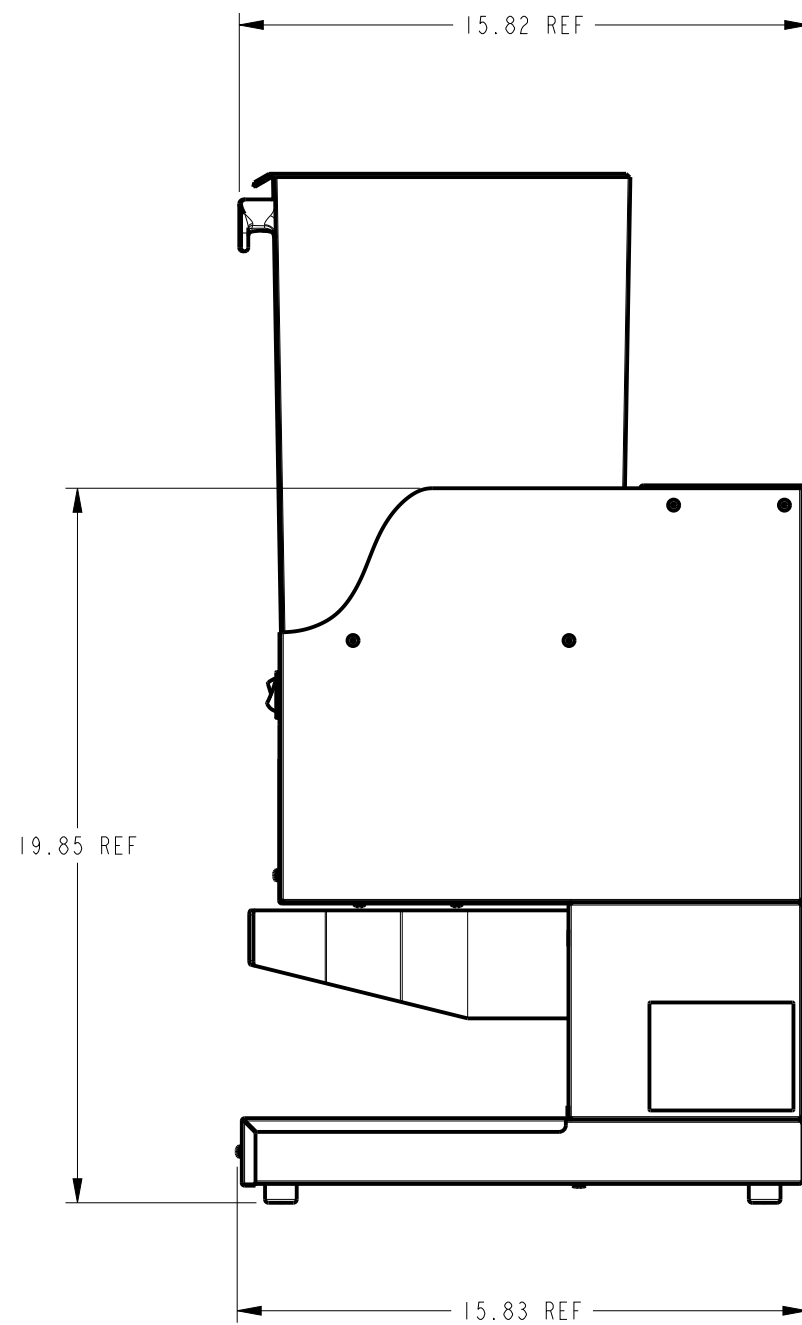
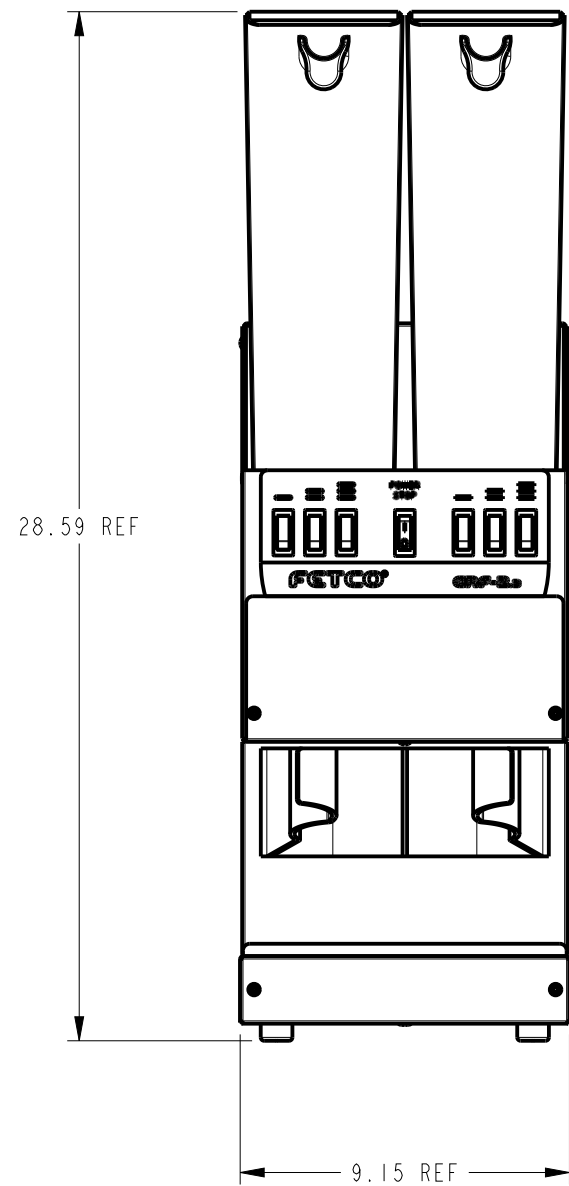
FETCO FOOD EQUIPMENT TECHNOLOGIES COMPANY
600 ROSE ROAD, LAKE ZURICH, IL 60047, USA
PHONE: (800) 338-2699 (847) 719-3002
E-MAIL: engineering@fetco.com www.fetco.com

DRAWING NAME:
GRINDER ASSEMBLY, GRF-2.3, 120V

CREATED BY: DK DATE: 06/12/2009 DRAWING NO.: 1101.00024.00

DRAWING BY: DK SCALE: 0.125 REVISION: C

APP'D BY: AS SHEETS: 1 of 2



PROPRIETARY AND CONFIDENTIAL.
 THE INFORMATION CONTAINED IN THIS DRAWING IS THE SOLE PROPERTY OF FETCO.
 ANY REPRODUCTION IN PART OR AS A WHOLE WITHOUT THE WRITTEN PERMISSION OF FETCO IS PROHIBITED.

TOLERANCES			FETCO FOOD EQUIPMENT TECHNOLOGIES COMPANY 600 ROSE ROAD, LAKE ZURICH, IL 60047, USA PHONE: (800) 338-2699 (847) 719-3002 E-MAIL: engineering@fetco.com www.fetco.com		
UNLESS OTHERWISE SPECIFIED			DRAWING NAME:		
ALL DIMENSIONS IN INCHES			GRINDER ASSEMBLY, GRF-2.3, 120V		
ALL DECIMAL ± .005" ANGULAR ± 1/2°		THIRD-ANGLE	CREATED BY:	DATE	DRAWING NO.
			DK	06/12/2009	1101.00024.00
			DRAWING BY:	SCALE	REVISION
			E. FORONDA	0.188	C
			APP'D BY:	SHEETS	
			AS	2 of 2	
MATERIAL			GAUGE		FINISH
N/A			N/A		N/A