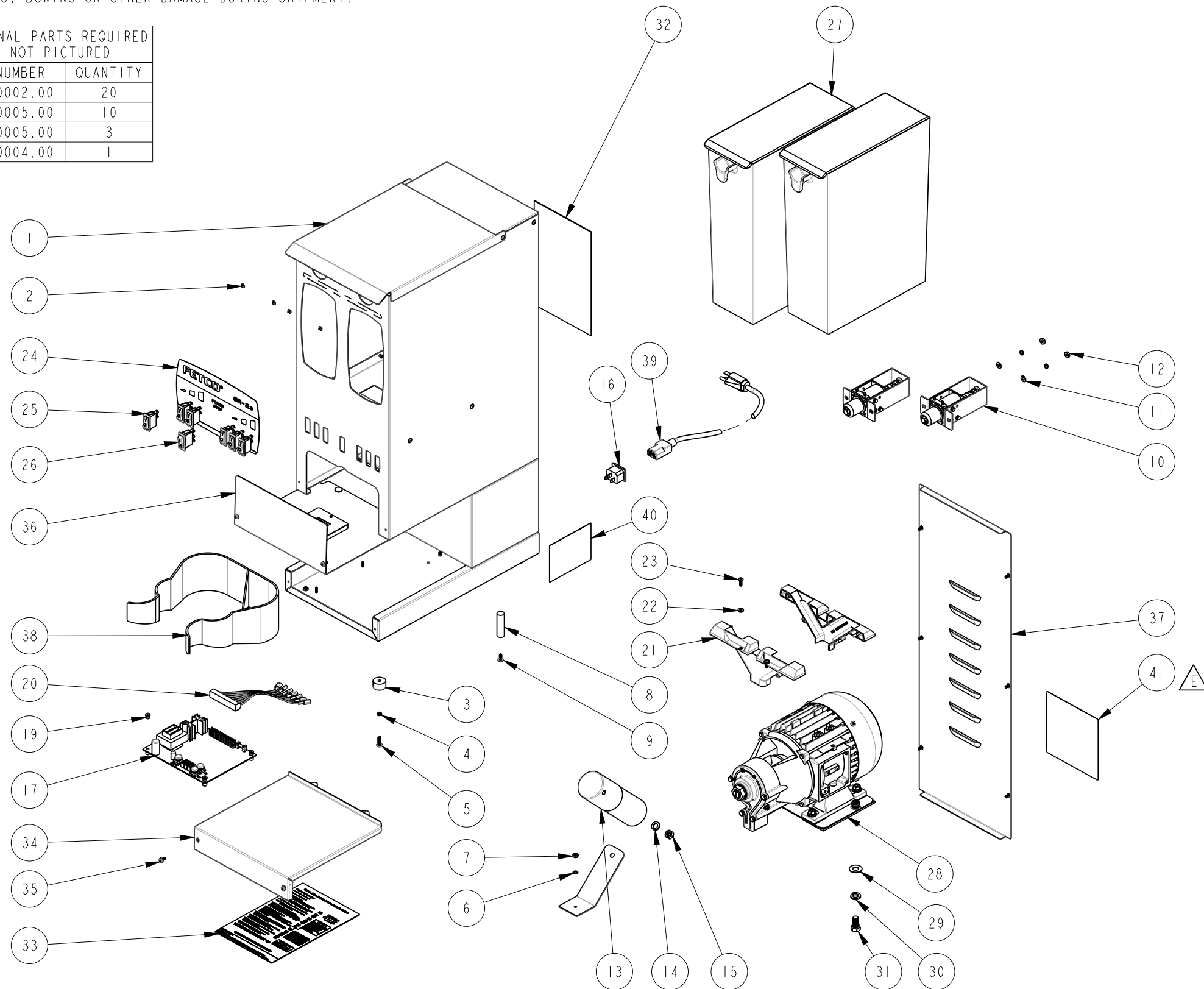


NOTES:

1. DRAWING TO BE INTERPRETED IN ACCORDANCE WITH THE CURRENT REVISION OF ASME Y14.5M.
2. TSI TO BE INTERPRETED AS THEORETICAL SHARP INTERSECTION
3. PARTS SHALL BE FREE OF ALL CONTAMINANTS INCLUDING GREASE, DIRT, MACHINING OIL AND OTHER CONTAMINANTS.
4. PARTS SHALL BE PACKAGED IN A MANNER TO PREVENT SCRATCHING, BOWING OR OTHER DAMAGE DURING SHIPMENT.

ADDITIONAL PARTS REQUIRED BUT NOT PICTURED

PART NUMBER	QUANTITY
1066.00002.00	20
1029.00005.00	10
1064.00005.00	3
1064.00004.00	1



REVISIONS

REV	DATE	ECO NO	DESCRIPTION	BY:	E
A	06/10/2009	N/A	ORIGINAL	DK	
B	12/15/2009	00511	1) MANIFOLD MTG. WASHERS WERE 1083.00024.00 2) ADDED ADDITIONAL PARTS LIST TABLE 3) REVISED VIEW FOR CLARITY; FORMAT WAS "B" SIZE 4) ADDED SHEETS 2-3 FOR CLARITY	DP	
C	10/29/2013	N/A	UPDATE TO STANDARD: REM'D. SHT. 3	E.FORONDA	
D	08/19/2015	N/A	DRW UPDATED WITH CTR. BOARD INFO	DK	
E	3/22/2017	N/A	ADDED ITEM 41, WARNING LABEL	E.FORONDA	

△ E

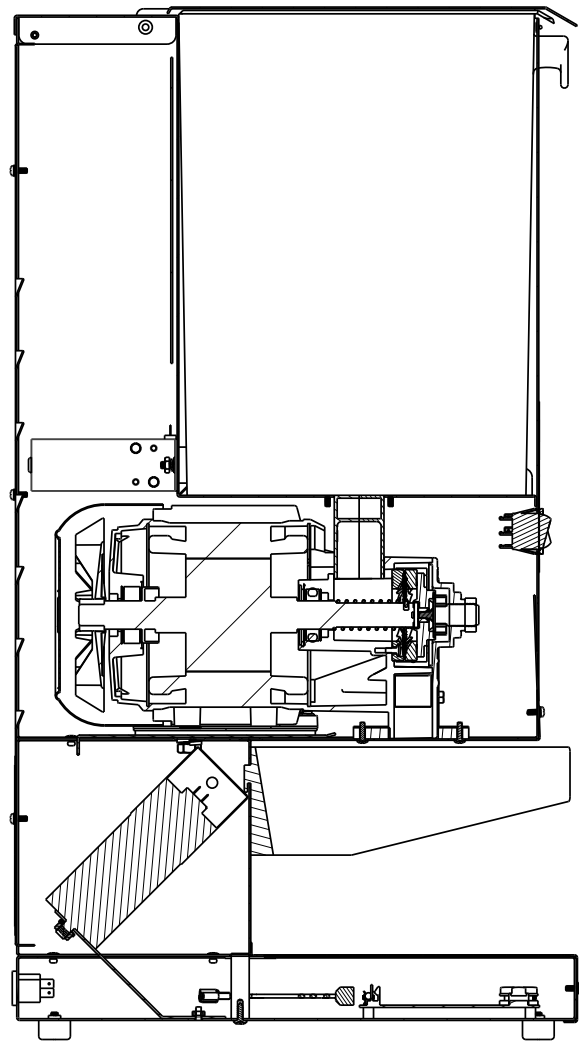
41	1	1046.00035.00	LABEL, WARNING "TO REDUCE RISK OF ELECTRIC SHOCK OR FIRE"
40	1	1042.00004.00	LABEL, 4" X 3" SERIAL NUMBER, GR-2.3
39	1	1063.00003.00	CORD, POWER, AMERICAN, 120VAC, 13A, 6FT LG.
38	1	1023.00041.00	HOLDER, BREW BASKET, GR-1/2
37	1	1001.00035.00	COVER, REAR, GR-2
36	1	1102.00023.00	COVER, GRINDER SERVICE ASSEMBLY, W/O RAILS
35	10	1082.00033.00	SCREW, PAN HD PHIL. MACH., W/DUAL ACT WASHER, #6-32x3/8LG.
34	1	1112.00023.00	BASE COVER WELDMENT, GR/GRF
33	1	1046.00009.00	LABEL "GR PROGRAMMING"
32	1	1401.00007.00	WIRING DIAGRAM, UNIVERSAL, GR-2
31	2	1082.00032.00	SCREW, 3/8"-16 X 3/4" LG, HEX HEAD CAP
30	2	1083.00020.00	WASHER, 3/8" SCREW SIZE, SPRING LOCK
29	2	1083.00022.00	WASHER, 3/8" SCREW SIZE, FLAT
28	1	1102.00038.00	GRINDING MOTOR AND PLATE ASSY, 120V/60Hz
27	2	1102.00033.00	HOPPER, ASSEMBLY, GRF-2.3
26	1	1058.00006.00	SWITCH, POWER ROCKER RED, ILLUMINATED 120V
25	6	1058.00007.00	SWITCH, START ROCKER, MOMENTARY, 250VAC
24	1	1045.00007.00	OVERLAY, GR-2.3
23	4	1082.00017.00	SCREW, TRUSS HD. PHIL. MACHINE, # 6-32 X 1/2 LG.
22	4	1083.00010.00	WASHER, #10 SCREW W/NEOPRENE-BONDED SEAL
21	2	1023.00044.00	MANIFOLD, GR-2
20	1	1402.00010.00	ELECTRICAL HARNESS, GR 2.3
19	4	1029.00006.00	NUT, FINGER, #4-40 NYLON
18	1	1050.00003.00	SOFTWARE, GRINDERS, V 1.2
17	1	1108.00028.00	ASSY, BOARD CONTROL AND SOFTWARE, GR-1/2 100-120VAC
16	1	1065.00003.00	CONNECTOR, POWER INLET, 15A, 250VAC
15	1	1084.00018.00	NUT, HEX, M8 SCREW SIZE
14	1	1083.00025.00	WASHER, M8 SCREW SIZE, SPRING LOCK
13	1	1067.00001.00	CAPACITOR, 120VAC VERSION, 40uF, 450VAC, 50-60Hz
12	4	1084.00014.00	NUT, HEX, #10-32, MACHINE SCREW
11	4	1083.00026.00	WASHER, #10 SCREW SIZE, FLAT
10	2	1102.00034.00	SOLENOID ASSEMBLY, 120VAC, GR-2
9	1	1082.00018.00	SCREW, TRUSS HD. PHIL. SM, #8 X 1/2 LG.
8	1	1021.00005.00	ROD, VIBRATION DAMPENING, GR-2
7	1	1084.00006.00	NUT, 8-32 18-8 HEX MACHINE SCREW
6	1	1083.00011.00	WASHER, #8 SCREW SIZE, INTERNAL TOOTH LOCK
5	4	1082.00031.00	SCREW, #10-32 X 5/8", PAN HD PHIL, MACHINE
4	8	1083.00019.00	WASHER, #10 SCREW SIZE, SPRING LOCK
3	4	1073.00006.00	FOOT, GRINDER
2	4	1029.00009.00	FASTENER, 9/32" HEAD DIA X .165" LG, PUSH IN
1	1	1111.00011.00	BODY, WELDMENT, GR-2

ITEM NO	QTY	PART NO	DESCRIPTION
BILL OF MATERIALS			
TOLERANCES UNLESS OTHERWISE SPECIFIED			
ALL DIMENSIONS IN INCHES			
ALL DECIMAL ± .005" ANGULAR ± 1/2°			
THIRD-ANGLE			
MATERIAL N/A			
GAUGE N/A			
FINISH N/A			

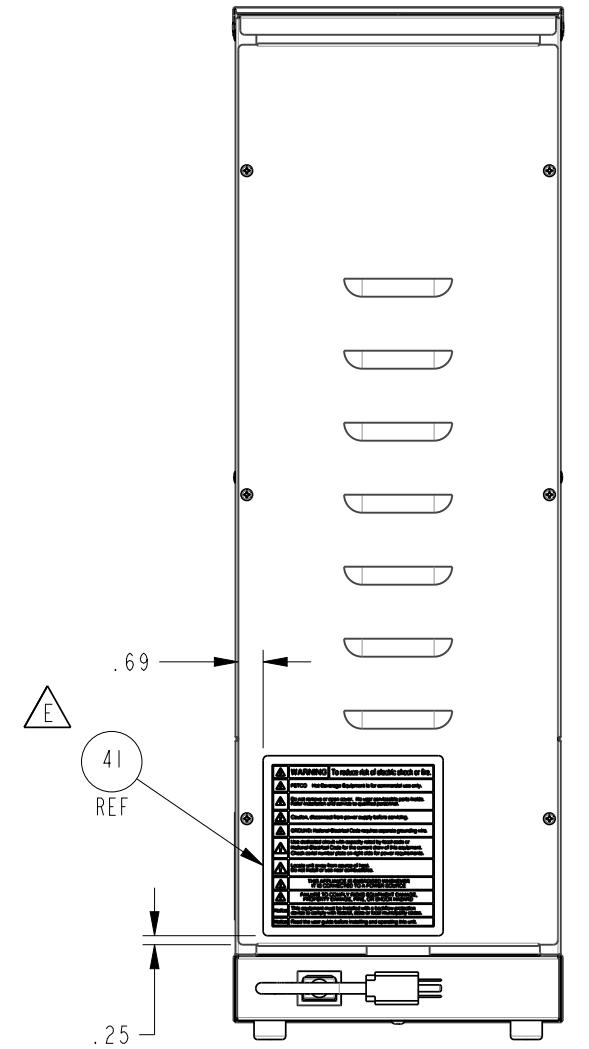
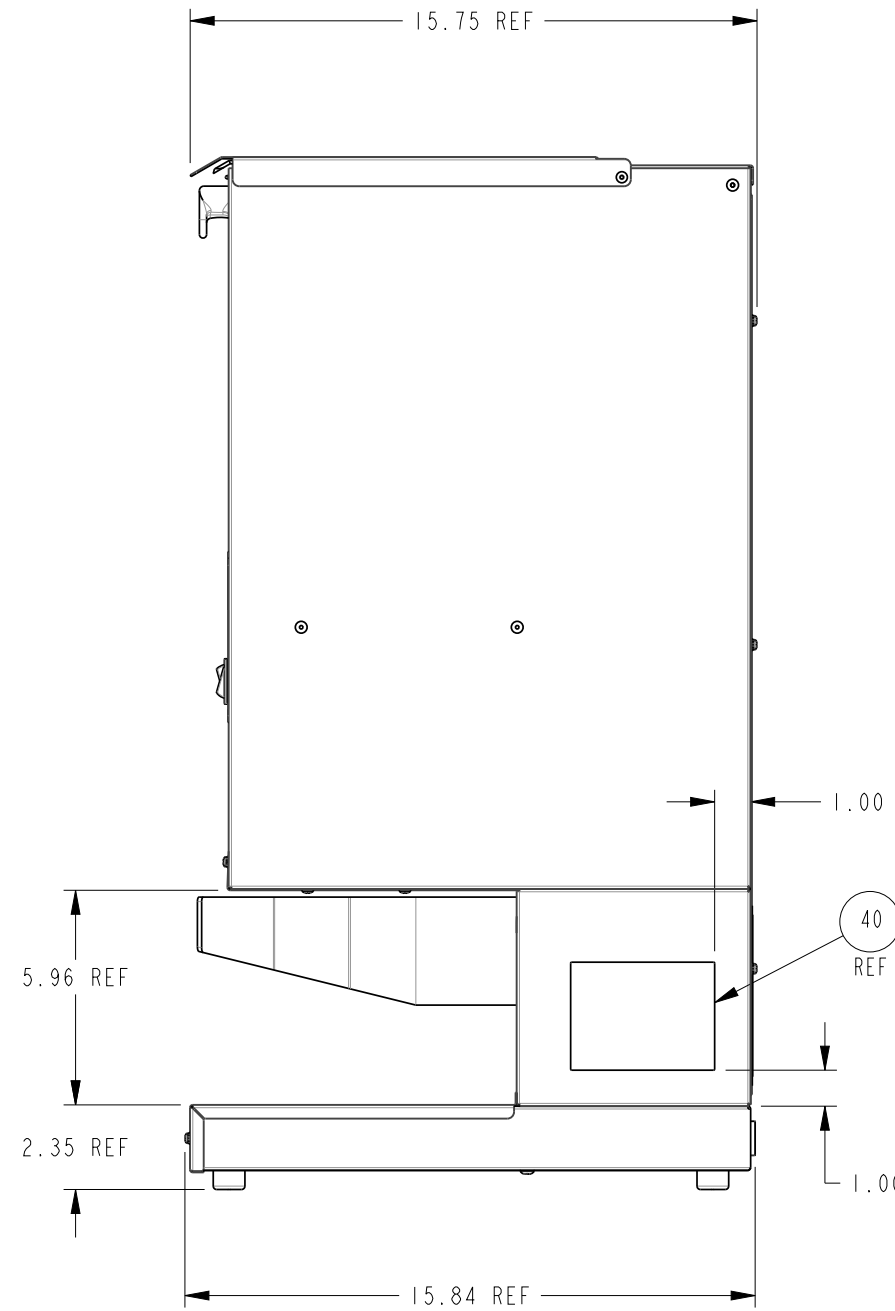
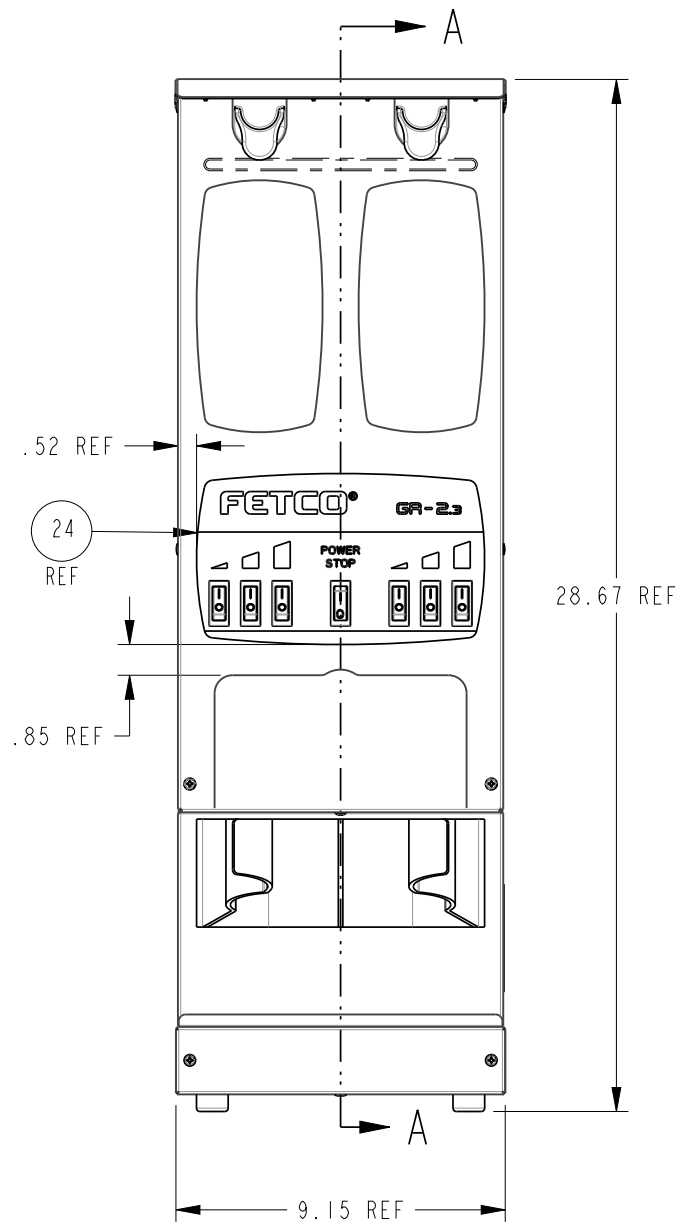
**FETCO** FOOD EQUIPMENT TECHNOLOGIES COMPANY  
 600 ROSE ROAD, LAKE ZURICH, IL 60047, USA  
 PHONE: (800) 338-2699 FAX: (847) 719-3001  
 E-MAIL: engineering@fetco.com www.fetco.com

**GRINDER ASSEMBLY, GR-2.3, 120V**

CREATED BY: DK	DATE: 06/10/2009	DRAWING NO.:
DRAWING BY: DK	SCALE: 0.125	<b>1101.00023.00</b>
APP'D BY: AS	SHEETS: 1 of 2	REVISION: <b>E</b>



SECTION A-A



PROPRIETARY AND CONFIDENTIAL.  
 THE INFORMATION CONTAINED IN THIS DRAWING IS THE SOLE PROPERTY OF FETCO.  
 ANY REPRODUCTION IN PART OR AS A WHOLE WITHOUT THE WRITTEN PERMISSION OF FETCO IS PROHIBITED.

TOLERANCES		FETCO® FOOD EQUIPMENT TECHNOLOGIES COMPANY	
UNLESS OTHERWISE SPECIFIED		600 ROSE ROAD, LAKE ZURICH, IL 60047, USA PHONE: (800) 338-2699 FAX: (847) 719-3001 E-MAIL: engineering@fetco.com www.fetco.com	
ALL DIMENSIONS IN INCHES		DRAWING NAME: <b>GRINDER ASSEMBLY, GR-2.3, 120V</b>	
ALL DECIMAL ± .005" ANGULAR ± 1/2°	THIRD-ANGLE	CREATED BY: DK	DATE 06/10/2009
		DRAWING BY: E. FORONDA	SCALE 0.188
		APP'D BY: AS	SHEETS 2 of 2
MATERIAL N/A	GAUGE N/A	DRAWING NO. <b>1101.00023.00</b>	
		REVISION <b>E</b>	
		FINISH N/A	