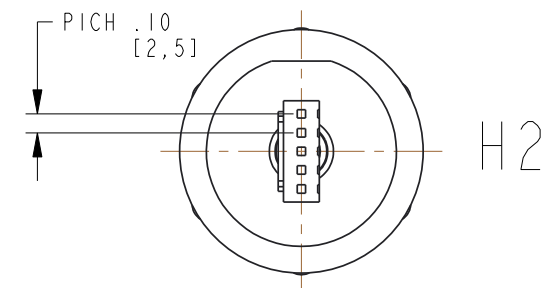
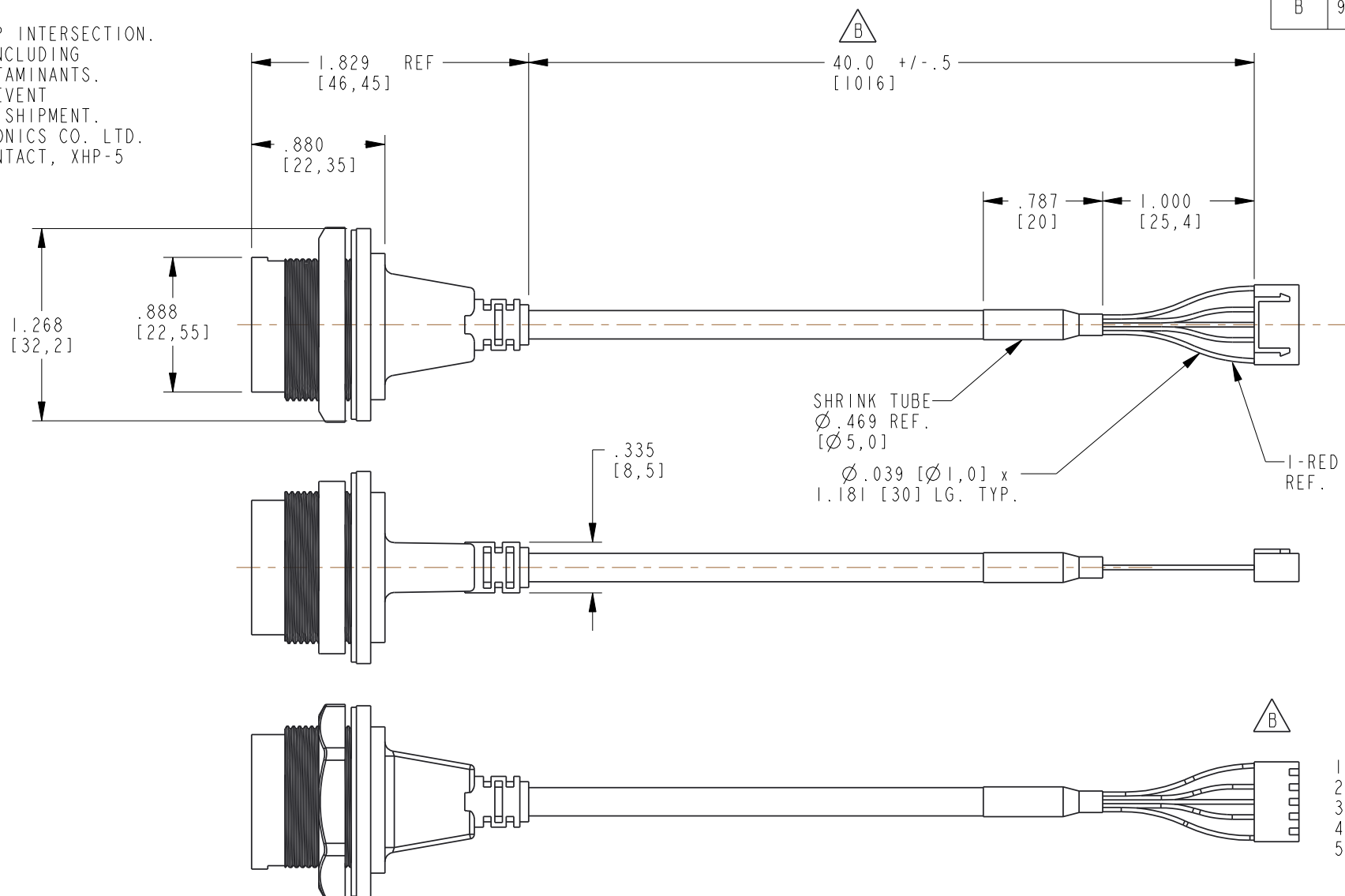
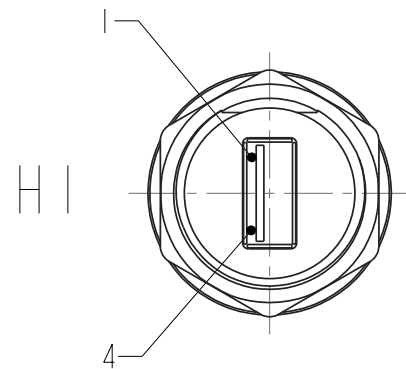


NOTES:

- CHANGE OF MATERIAL IS NOT PERMITTED UNLESS APPROVED IN WRITING BY FETCO PERSONNEL.
- DRAWING TO BE INTERPRETED IN ACCORDANCE WITH THE CURRENT REVISION OF ASME Y14.5M.
- TSI TO BE INTERPRETED AS THEORETICAL SHARP INTERSECTION.
- PARTS SHALL BE FREE OF ALL CONTAMINANTS INCLUDING GREASE, DIRT, MACHINING OIL AND OTHER CONTAMINANTS.
- PARTS SHALL BE PACKAGED IN A MANNER TO PREVENT SCRATCHING, BOWING OR OTHER DAMAGE DURING SHIPMENT.
- PURCHASED FROM: SHENZHEN XINPENGBO ELECTRONICS CO. LTD. VENDOR P/N: 2H/USB2-JSX-03+XH, SHAPE B CONTACT, XHP-5

REVISIONS				
REV	DATE	ECO NO	DESCRIPTION	BY:
A	08/02/2016	N/A	ORIGINAL	DK
B	9/12/2017	N/A	CHANGED DIM. WAS 23.62±.79 CHANGED PCB CONNECTOR FOR HX/JST	MK



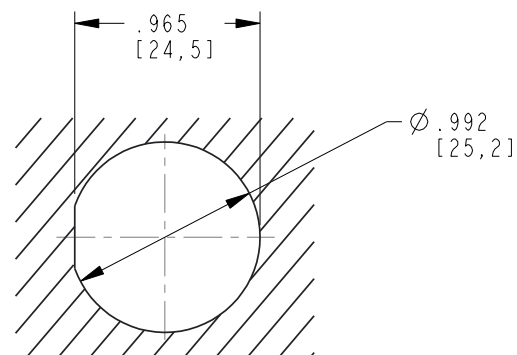
- 1 - RED
- 2 - WHITE
- 3 - GREEN
- 4 - BLACK
- 5 - BRIA D

**SPECIFICATIONS:**

PIN CONTACTS: CRIMP ONLY, NO SOLDER  
 CONTACT RESISTANCE: 30mΩ  
 DIELECTRIC WITHSTANDING VOLTAGE: 100V/AC  
 INSULATION RESISTANCE: 500MΩ  
 DURABILITY: 500 MATING CYCLES  
 RECEPTACLE HOUSING: PBT, BLACK  
 OVERMOLDING: PVC, BLACK  
 CONTACT: COPPER ALLOY  
 COUPLING RING: PA66, BLACK  
 OPERATING TEMPERATURE: -40°C TO 80°C  
 PERFORMANCE: USB 3.0 OR 2.0  
 INDUSTRIAL SEAL RATING: IP67

CONNECTION TABLE

USB/HI	XH CONNECTOR/JST SHAPE B CONTACT HOUSING XHP-5
1. ---RED	---1.
2. ---WHITE	---2.
3. ---GREEN	---3.
4. ---BLACK	---4.
5. ---BRIA D	---5.



MOUNTHING HOLE PANEL REF.

TOLERANCES		FETCO		IR R G #HT X ISP HO W#HFK Q R OR J IHV#R P SDQ \	
UNLESS OTHERWISE SPECIFIED		600 ROSE ROAD, LAKE ZURICH, IL 60047, USA		PHONE: (800) 338-2699 FAX: (847) 719-3001	
ALL DIMENSIONS IN INCHES		E-MAIL: engineering@fetco.com www.fetco.com		DRAWING NAME: <b>USB CONNECTOR</b>	
ALL DECIMAL ± .005"	ANGULAR ± 1/2°	THIRD-ANGLE	CREATED BY: DK	DATE: 08/02/2016	DRAWING NO. <b>1058.00055.00</b>
			DRAWING BY: E. FORONDA	SCALE: 1.000	REVISION <b>B</b>
			APP'D BY: SP	SHEETS: 1 of 1	
MATERIAL	SEE NOTE 6	GAUGE	N/A	FINISH	N/A